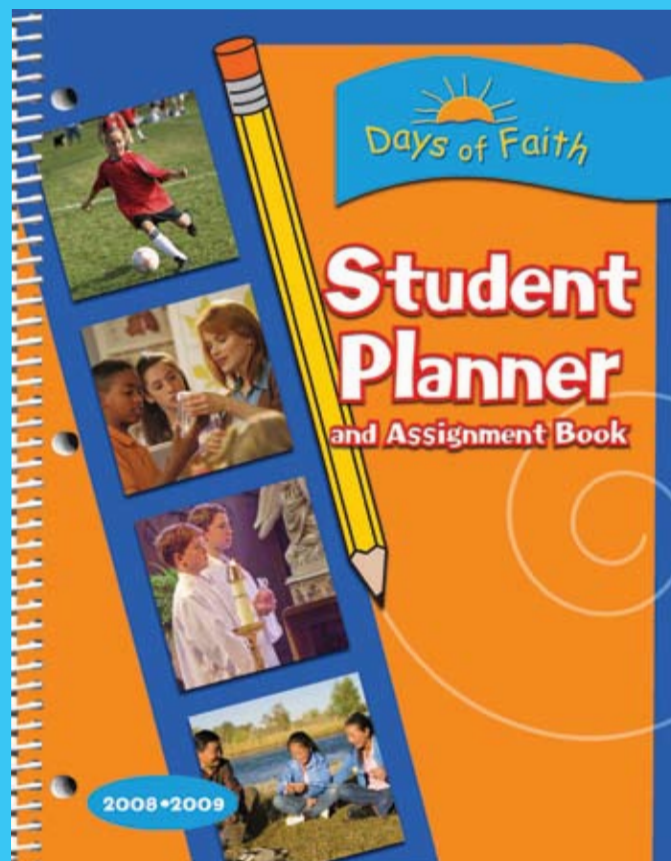


## Days of Faith Student Planner and Assignment Book

*For intermediate grades*

- Two-page spread for each week of the school year – dated for 2008-2009 and ready to use, no need to write in dates
- Age-appropriate Scripture summary from each Sunday Gospel
- On-the-date reminders of important saints' days, feast days, secular holidays
- Color linked to seasons and feast days of the Church year
- "Word of the Week" to help build Catholic vocabulary
- "Try It" feature suggests a personal goal each week.
- Place for personal notes, birthday reminders, goals
- Durable cardstock cover plus heavy-duty inside pages and tough plastic spiral binding.

**Scroll down  
to view the  
pages.**



128 pages, 8 1/2" x 11" #H9309

### In this Product Preview you'll find these sample pages:

- Two side-by-side planner pages for the week of Oct. 12
- "Learning to Read the Bible," a sample of the 16 additional pages of learning resources
- The Month Ahead feature for October



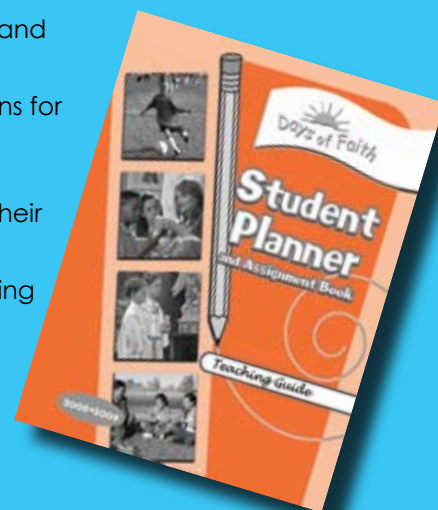
**Want full-size images to view or print?**  
**Click on these sample pages.**

### Special features for intermediate grades...

- Labeled columns for major subjects
- Two bonus columns for other subjects or for school activities
- Check-off boxes for parent, teacher, or student use
- Age-appropriate notes about special days or feasts as they occur
- Rotating activities – exploring books of the Bible, using reference materials, learning about Church heroes, developing Catholic vocabulary – reinforce each week's learning

**Bonus teaching guide FREE – one with each 25 student planners!**

- Answers to weekly and monthly activities
- Practical suggestions for using the planner
- Useful tips to help students manage their time
- Background teaching information about prominent saints





## Student Planner and Assignment Book

### Learning to Read the Bible

#### What does the Bible mean to you?

Do you think of it as a big book about God written in language you find difficult to understand? Maybe it will help you to think of the Bible as many books—73 books, to be exact. Opening the Bible is really like walking into a bookstore or a library.

In one main area of the bookstore or library, you'll find the 46 books of the Old Testament. These

books record the history of God's chosen people as they came to know the one true God and waited for the coming of the Messiah who would bring them salvation.

The other main area of the bookstore or library holds the 27 books of the New Testament. These books tell us about Jesus Christ, the Savior that God promised.

#### Old Testament




#### New Testament



### Now It's Time to Practice

**Prv 22:17-18 is the biblical reference for advice about why it's important to read the Bible. Here's how to find this advice.**



abbreviations at the front of your Bible for additional help in locating the book.

**2** Locate the **chapter** (22). This is the number that immediately follows the name or abbreviation of the book. Most Bibles separate the chapters and also have the book and chapters marked in the upper corners of the pages.

**3** Locate the **verses** (17-18). Verses are indicated by the number or numbers that follow the colon. If there is only one number, the reference is only one verse, which may be anywhere from two words to several sentences long. If there is a hyphen between two numbers, the reference begins with the first verse and includes all the verses in between. If a comma separates the verses, they are to be read individually, omitting the verses between them.

Some Bibles mark verses in the left or right margins. Some include the numbers in the text itself. See how the verses are indicated in your Bible.

For practice, find and read Prv 22:17-18. Then use your Bible to answer the questions and follow the directions below. You'll get better at finding your way around in the Bible, and have some fun, too!

**1** Locate the **book** of the Bible first—Proverbs. This is the name of the book abbreviated in the reference. Some books are preceded by a numeral (1 Cor or 2 Cor) to show there are two or three book with the same name. The number will help you find the correct book. Use the table of contents and list of



If you want to memorize a Scripture passage in less than one minute, turn to Jn 11:35.



How many different words for *law* can you find in Ps 119?



Find a good reason for having short hair. Read 2 Sm 18:9.



Now read Jgs 16:19 to find a good reason for letting your hair grow long.



How did St. Paul get out of a tight spot? Read 2 Cor 11:32-33.



What advice does the Bible offer about etiquette? Check out Sir 31:12-18.



What did St. Paul do for a living? Read about Paul's trade in Acts 18:2-3.

[Want full-size images to view or print?](#)

[Click on these sample pages.](#)

### Expanded resource pages, including . . .

- "Learning to Read the Bible" feature with hands-on activities (illustrated above)
- Liturgical Calendar 2008-2009
- Map of the inside of the church and important terms explained
- Sacraments and Symbols
- Need-to-Know Prayers
- How to Pray the Rosary
- Holy Land in Jesus' Time map
- Jerusalem in Jesus' Time map
- Map of the U.S. with state capitals
- States' Quiz
- World Map with "Earth Facts"
- Math facts, multiplication tables, metric conversion chart
- Two-year calendar
- 10-inch ruler on back cover







## Student Planner and Assignment Book

The Month Ahead . . . October 2008						
Sunday	Monday	Tuesday	Wednesday	Thursday	Friday	Saturday
<div> <div></div> a day in Ordinary Time           <div></div> the feast of a martyr           <div></div> a feast of Jesus, Mary, or a religious         </div>			1 St. Therese the Child Jesus	2 The Guardian Angels	3	4 St. Francis of Assisi
5 27th Sunday in Ordinary Time	6 St. Bruno	7 Our Lady of the Rosary  World Smile Day	8 Yom Kippur begins at sunset.	9 St. Denis  Fire Prevention Day	10 Blessed Pope John XXIII	11
12 28th Sunday in Ordinary Time	13 Columbus Day (USA)  Thanksgiving (Canada)	14	15 St. Teresa of Jesus	16 St. Margaret Mary Alacoque  World Food Day	17 St. Ignatius of Antioch	18 St. Luke, evangelist
19 29th Sunday in Ordinary Time	20 St. Paul of the Cross	21	22 Nut Day 	23 St. John of Capistrano	24 St. Anthony Mary Claret  United Nations Day	25
26 30th Sunday in Ordinary Time	27	28 St. Simon and St. Jude, apostles	29	30	31  Halloween	

### Be a Hero on Halloween

Even without a Superman or Wonder Woman costume, you can be a superhero on Halloween. Superheroes spend much of their time helping others. You can do the same by watching out for younger kids when you are out trick-or-treating.

1. If you see a smaller child trying to cross the street, make sure he or she gets across safely.
2. Urge younger kids not to go inside houses or cars belonging to strangers even if strangers offer treats.
3. Tell kids not to eat their treats until their parents say it's okay.
4. Do whatever you can to stop teasing and bullying.
5. If someone's costume catches on fire, help that person to stop, drop, and roll! Immediately!

---

### Two Saints/One Name


In October, the Church honors two important saints with the same name. The feast day of St. Therese (teh-REZ) of the Child Jesus (1873-1897) is October 1. The feast day of St. Teresa (tuh-RAY-suh) of Jesus (1515-1582) is October 15. Their names are spelled differently because Therese is French and Teresa is Spanish. Their lives were both very different and very much the same.

St. Therese entered the Carmelite convent of Lisieux, France, at the age of 15 and stayed there until she died at 24. She called herself a "little flower" in God's garden—a flower no one would ever notice but one that was loved by the Creator and who loved much in return. She believed in doing little things well and in doing them with great love. She called her way to God "The Little Way."

Because of St. Therese's quiet, prayerful ways she became one of the most popular of all saints. Her autobiography, *The Story of a Soul*, has influenced many lives over time and is still widely read today.

St. Therese was also a Carmelite sister, but in a very different time and a very different way. Carmelite convents of St. Teresa's time were like hotels for single women, where they could have servants, visitors, dressmakers, parties, and games. St. Teresa worked hard to bring back the original rules of the Carmelite order, which required the sisters to live lives of prayer and self-sacrifice. She traveled all over Spain to establish convents that followed the old rules. St. Teresa influenced many people with her efforts at reform and touched many others with her rich prayer life.

St. Therese and St. Teresa both devoted themselves to prayer and sacrifice, one in the quiet confines of her convent and the other as a spirited reformer. With the example of their prayer lives and with their writings, they were able to help so many people to live better lives that they were both proclaimed doctors of the Church.



[Want full-size images to view or print?](#)  
[Click on these sample pages.](#)

### Exclusive "The Month Ahead" feature, including . . .

- Preview of the upcoming major feasts and saints' days, and secular holidays – from August through June
- Intriguing historical anecdotes and other tales linked to Church tradition
- Riddles, puzzles, activities, and games that reinforce learning in ways that engage children
- Background on Catholic practices, devotions, traditions, and seasonal celebrations

Preview Primary Edition

Go to Online Catalog

Go to Pflaum Home