

Welcome Children!


A Child's Mass Book

Here's a fun, reverent and educational way to help children celebrate the Eucharist. Activities to develop understanding of the Mass are arranged in an easy-to-follow sequence that parallels its progression. Up-to-date responses make this a personal devotional book as well.

As Jesus opens the door to invite children in to join the celebration, an activity identifying what they see – including altar, tabernacle, candles, crucifix – immediately helps them become familiar with the worship space. As the Mass progresses, each part is explained or reinforced with a new activity. Once complete, the book becomes a personal keepsake to use week after week.

Special faith-building features

- Mass responses are indicated in red, and are up to date – incorporating changes in the *Roman Missal, Third Edition*.
- Simple icons show when to sit, stand, kneel
- Traditional gestures and postures are illustrated
- 16 activities explain parts of the Mass
- Sequence follows the progression of the Mass



32 pages, 6" x 9" #H3504

Sample pages you'll find in this product preview:

- Title Page (page 1)
- Introductory Rites (page 7)
- Jesus Welcomes Everyone to His Table (page 28)
- Receiving Communion (page 29)

**Scroll down
to view
the pages**

Welcome, Children!

A Child's Mass Book

This book belongs to

_____.

I am a member of the faith community of


_____ parish

in the city of _____.

I attend school at _____.

Today's date is _____.

Draw or
glue a
picture of
yourself
in this box.



Pflaum Publishing Group
Dayton, OH
Milwaukee, WI

INTRODUCTORY RITES

Opening song

Greeting



Priest: In the name of the Father, and of the Son, and of the Holy Spirit.

People: Amen.

Priest: The grace of our Lord Jesus Christ, and the love of God, and the communion of the Holy Spirit be with you all.

People: And with your spirit.

*During the **Greeting**, we make the Sign of the Cross. This prayer reminds us that we are baptized.*



In the name of the Father,

and of the Son,



and of the Holy



Spirit.



Amen.

Welcome, Children!

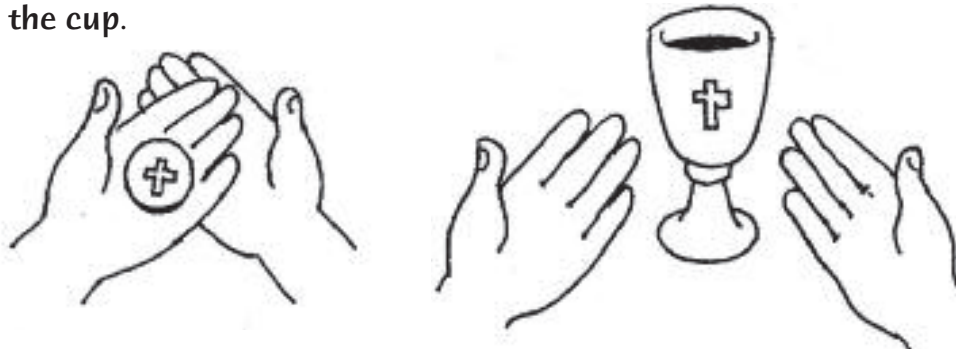


Jesus welcomes everyone to his table!

–To receive a blessing (if you have not received your First Eucharist), hold your arms across your chest when you approach the priest or extraordinary minister of Holy Communion.



–To receive Holy Communion, bow your head to show reverence for the Body and Blood of Christ. Hold out your hands, one hand beneath the other, to receive the host. Use both hands to receive the cup.



Eucharist means “thanksgiving.” When you return to the pew, thank God for all your blessings. Think of a blessing for each letter in your name. Write or draw them across both pages below.



Communion Prayer

Priest: Behold the Lamb of God,
behold him who takes away the sins of the world.
Blessed are those called to the supper of the Lamb.

People: Lord, I am not worthy
that you should enter under my roof,
but only say the word
and my soul shall be healed.



Receiving Communion

After the priest and ministers receive the Body and Blood of Christ, we approach to receive Holy Communion.

Priest or Minister: The Body/Blood of Christ.

Each person: Amen.



Meditation: Silence or Song of Praise



Prayer after Communion

Priest: Let us pray...
The priest prays for all of us to be strengthened by the Eucharist. We pray silently as he prays aloud.
At the end of the prayer, we respond:

People: Amen.

